

GP850 MODULAR PDV SYSTEM GP850 Chassis

ORDERING INFORMATION


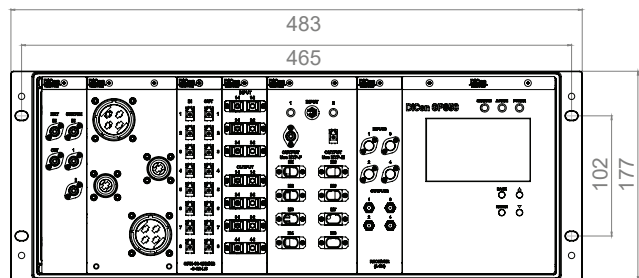
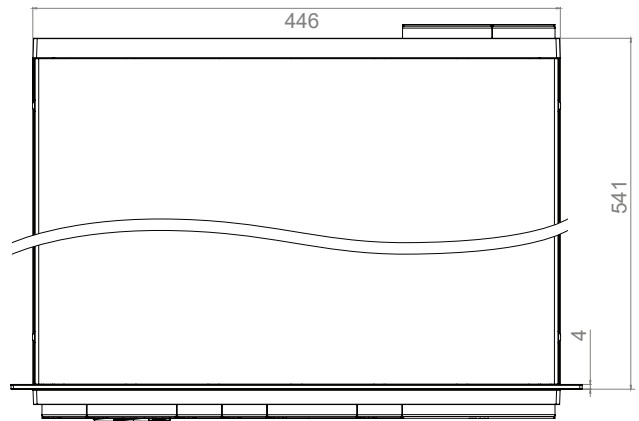
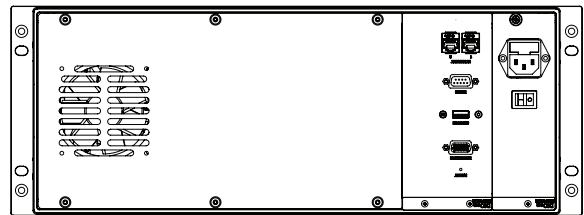
GP850 - CS - A1 - F

CHASSIS SPECIFICATIONS

Chassis Type	19", 4U Extended Rackmount
Plug-In Module Slots	8 per Chassis
Input Voltage	90 - 264 VAC
External Fuse	2 A typ.
Operating Temperature	0 to 50°C

MECHANICAL SPECIFICATIONS

Dimensions in mm




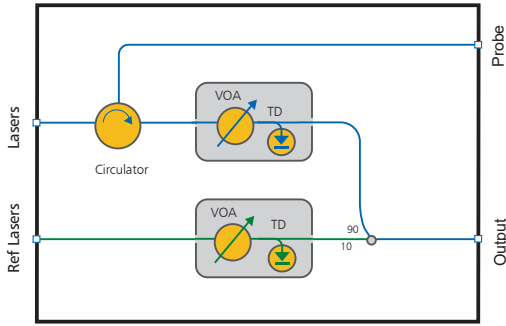
DiCon's **PDV Modular System** is a flexible and user configurable rack mount platform. It integrates many required optical components used in the Photonic Doppler Velocimetry (PDV) technique. The modular chassis is field serviceable and comes with a swappable controller and a swappable power supply. Each system has 8 slots available to house and control a wide array of plug-and-play modules, making the PDVM easy to configure for optimal PDV measurements.

- Plug and Play Modularity
- Intuitive Front Panel
- Ethernet, RS-232, or Web GUI
- Front or Rear Loading Options
- Expandable with Additional Chassis

OPTICAL SPECIFICATIONS

Fiber Type	9/125 um Single Mode
Wavelength Range	1260 to 1675 nm
Back Reflection	< -50 dB

GP850 PDV Slot Card - Mixer (1 Fiber Probe Per Channel)



ORDERING INFORMATION

GP850 - SL - PDV - MX1 - -

No. of Channels


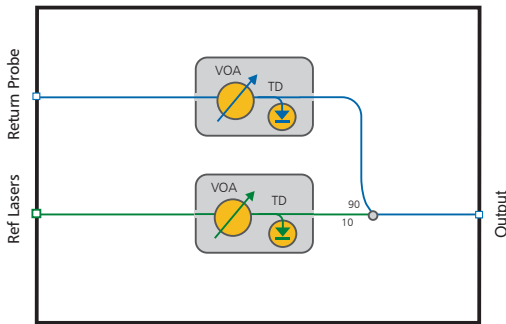
- 1** 1Ch
- 2** 2Ch
- 4** 4Ch

Connector Type

- FC/APC** FC/APC
- LC/APC** LC/APC

Insertion Loss (IL)	Laser to Probe	0.8 dB max.
	Probe to Output	2.8 dB max.
	Ref to Output	11.8 dB max.
Attenuation Range		30 dB min.
Measurable Power Range		-50 to +22 dBm
Input Optical Power		0.5 W max.

GP850 PDV Slot Card - Mixer (2 Fiber Probes Per Channel)



ORDERING INFORMATION

GP850 - SL - PDV - MX2 - -

No. of Channels

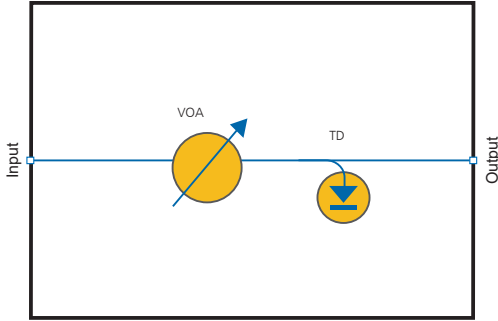
- 1** 1Ch
- 2** 2Ch
- 4** 4Ch

Connector Type

- FC/APC** FC/APC
- LC/APC** LC/APC

Insertion Loss (IL)	Prob to Output	2.0 dB max.
	Ref to Output	11.8 dB max.
Attenuation Range		30 dB min.
Measurable Power Range		-50 to +22 dBm
Input Optical Power		0.5 W max.

GP850 PDV Slot Card - DPE (Dynamic Power Equalizer)



ORDERING INFORMATION

GP850 - SL - PDV - DPE - -

No. of Channels

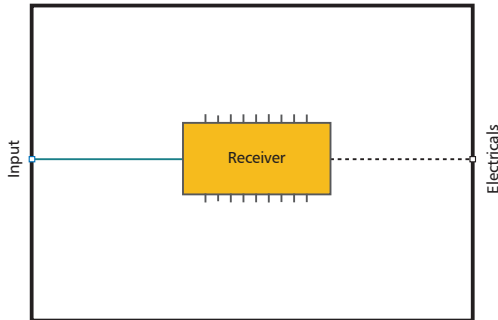
- 1 1Ch
- 2 2Ch
- 4 4Ch

Connector Type

- FC/APC FC/APC
- LC/APC LC/APC

Insertion Loss (IL)	0.9 dB max.
Attenuation Range	30 dB min.
Measurable Power Range	-50 to +22 dBm
Input Optical Power	0.5 W max.

GP850 PDV Slot Card - Receiver



ORDERING INFORMATION

GP850 - SL - PDV - REC25 - -

No. of Channels

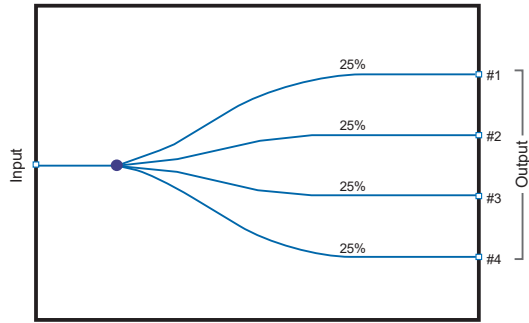
- 1 1Ch
- 2 2Ch
- 4 4Ch

Connector Type

- FC/APC FC/APC
- LC/APC LC/APC

Receiver (25 GHz)	Thorlabs RX25AF
-------------------	-----------------

GP850 PDV Slot Card - 1X4 Splitter



ORDERING INFORMATION

GP850 - SL - PDV - SPL4 - -

No. of Splitters


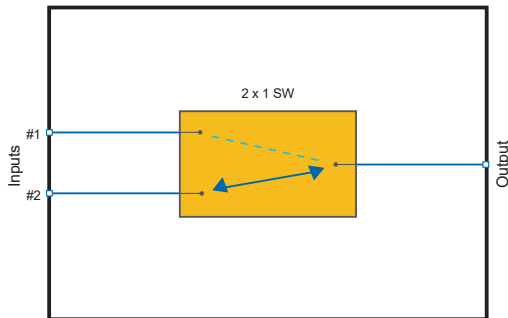
1 1
2 2

Connector Type

FC/APC FC/APC
LC/APC LC/APC

Insertion Loss	7.0 dB max.
Input Optical Power	2.0 W max.

GP850 PDV Slot Card - 2X1 Switch



ORDERING INFORMATION

GP850 - SL - PDV - MS2X1 - -

No. of Switches


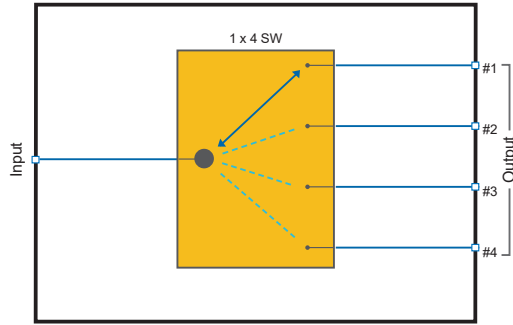
1 1
2 2
4 4

Connector Type

FC/APC FC/APC
LC/APC LC/APC

Insertion Loss (IL)	0.6 dB max.
Crosstalk / Off State	-50 dB max.
Optical Power	0.5 W max.

GP850 PDV Slot Card - MEMS 1X4, 1X8 and 1X12 Switches



1X4

1X12

ORDERING INFORMATION

GP850 - SL - PDV - MS1X - 1 -

No. of Channels

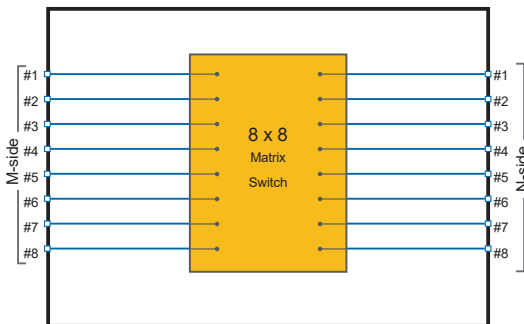
4 1x4
8 1x4
12 1x12

Connector Type

FC/APC FC/APC
LC/APC LC/APC

Insertion Loss (IL)	0.8 dB max.
Crosstalk / Off State	-50 dB max.
Optical Power	0.5 W max.

GP850 PDV Slot Card - MEMS 8X8 Matrix Switch



8X8

ORDERING INFORMATION

GP850 - SL - PDV - SX8X8 - 1 -

Connector Type

FC/APC FC/APC
LC/APC LC/APC

Insertion Loss (IL)	1.0 dB max.
Input Optical Power	0.5 W max.