

MEMS 3D MATRIX SWITCH

SX1



DiCon's MEMS 3D Matrix Switch is a proprietary optical switch structure built on DiCon's industry-proven MEMS mirror technology that enables any input to connect to any output in a stable, non-blocking all-optical cross-connect configuration. Its superior optical performance and reliability make it a versatile solution for routing classical optical signals and sensitive quantum information.

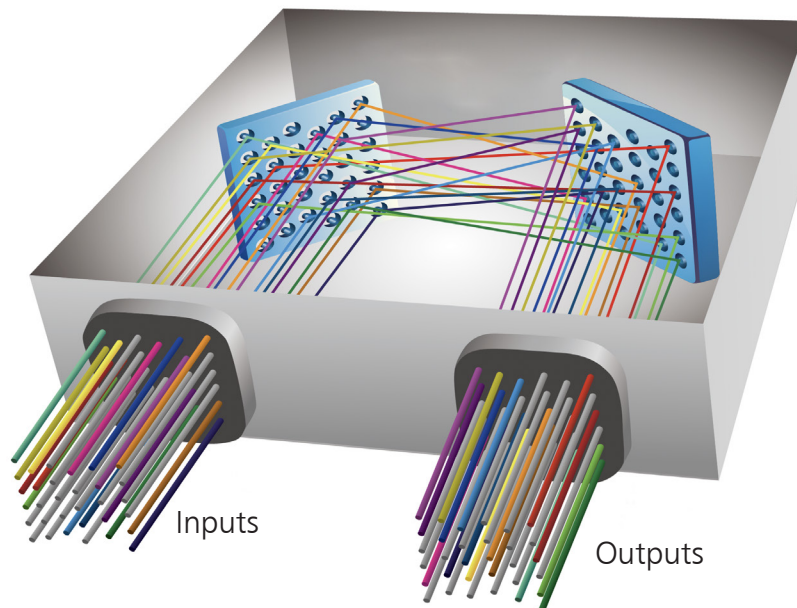
FEATURES

- No dithering or active alignment artifacts
- High Reliability / Stability
- Lifetime > 1 Billion Switch Cycles
- Available in any MxN configuration up to 16x16
- Proven MEMS Technology

APPLICATIONS

- Quantum Computing / Communication
- Cyber Surveillance
- Data Center Network
- Configurable Test & Measurement

OPERATING PRINCIPLE



MEMS 3D SWITCH MODULE - SX1

ORDERING INFORMATION

□ - □ - P - □ - □ - U - 0 - □ - □ - □ - □

Product Code

SX1 3D Switch
 SX1H High Performance 3D Switch

Switch Configuration

MxN Specify
 M ≤ 16, N ≤ 16 (For SMF)
 M ≤ 12, N ≤ 12 (For PM)

Alignment Type

P Opaque

Fiber Type

9 9/125 μm SMF
 PM13 Corning PM 1300 Fiber
 PM15 Corning PM 1550 Fiber
**Other fiber options available upon request*

Wavelength Range

O 1260-1360 nm
 E 1360-1460 nm
 S 1460-1530 nm
 C 1530-1570 nm
 L 1570-1625 nm
 U 1625-1675 nm

**Multiple wavelength ranges can be supported. Use "/" to add multiple ranges.
 For example: For 1260 - 1360nm & 1530 - 1570nm use O/C*

Control Interface

U I²C/RS232/USB

Start Up State

0 Channel 0 (Off state)

Fiber Jacket

L 900 μm Loose Tube Fiber (For PM Type Only)
 B 250 μm Bare Fiber (For PM Fiber Only)
 T 900 μm Tight Buffer (For 9/125 μm SMF Only)

**Other fiber options available upon request*

Connector Type

FC FC/UPC
 FC/APC FC/APC
 LC LC/UPC
 LC/APC LC/APC
 SC SC/UPC
 SC/APC SC/APC
 N None

**Other connector types available upon request*

Connector Key Orientation

S Slow Axis
 F Fast Axis
 N None

Pigtail Length

1 1 Meter
 X Specify X Meters

**Tolerance is +/- 0.05 m*

Please contact DiCon Fiberoptics to discuss any special requirements not defined above.

MEMS 3D SWITCH MODULE - SX1

OPTICAL SPECIFICATIONS ^{1,2}		
Wavelength Range	1260 to 1675 nm	
Insertion Loss ³ (IL)	0.5 dB typ. 0.9 dB max.	
Stability ^{4,5}	SX1	0.04 dB typ. 0.1 dB max.
	SX1H	0.006 dB typ. 0.01 dB max.
Crosstalk	SX1	-85 dB typ. -70 dB max.
	SX1H	-85 dB typ. -80 dB max.
Back Reflection	-55 dB typ. -45 dB max.	
Wavelength Dependent Loss (WDL) ⁶	0.1 dB typ. 0.4 dB max.	
Polarization Dependent Loss (PDL) ⁷	0.1 dB typ. 0.25 dB max.	
Polarization Extinction Ratio (PER) ⁸	20 dB typ. 18 dB Min.	
Switching Time	25 ms max.	
Durability	10 ⁹ cycles min.	
Repeatability ⁹	0.06 dB max.	
Optical Power	500 mW max.	
Fiber Type	9/125 μm, SMF-28 Singlemode Fiber / Panda Fiber	

Environmental Temperature Specifications	
Operating ¹⁰	10 to 50°C
Storage	-40 to 85°C

Electrical Specifications		
Control Type	RS-232, I ² C or USB	
Supply Voltage	12 VDC	
Power Consumption	SX1	3.8 W max. Operating 6.5 W max. Start Up
	SX1H	22 W max. Operating 35 W max. Start Up
Connector type	Samtec P/N:STMM-108-02-G-D	
Mating connector	Samtec P/N:TCSD-08-01-F-N	

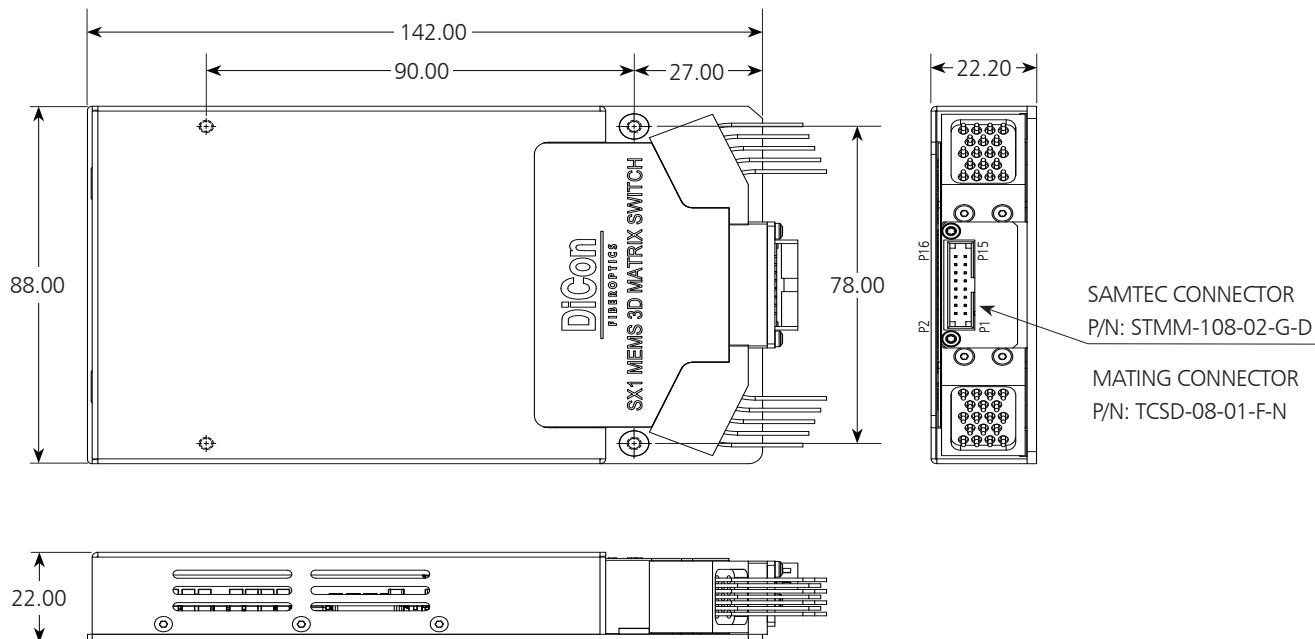
1. Specifications are without connector loss. IL adds 0.2 dB for one pair connector loss.
2. All measurements taken at room temperature for the set wavelength band index.
Note: Each wavelength band has its own wavelength band index, which can be set to optimize the optical performance for that band. Only one wavelength band index can be selected at a time. The provided wavelength band index will be 1310nm, 1550nm & 1625nm for the full band version. Set a nearby wavelength band index to have the best performance if the selected band has no wavelength band index.
3. For multi-band operation, add up to 0.2 dB IL max over entire range.
4. Stability is defined as the difference between highest and lowest insertion loss for a given connection, over a given period.
5. Defined over 10 second period using 10 kHz sample rate.
6. The Wavelength Dependent Loss (WDL) is measured from CWL +/- 20nm.
7. Polarization Dependent Loss (PDL) is for single-mode fiber.
8. Polarization Extinction Ratio with connectors is 18 dB typ., 14 dB min.
9. Repeatability is defined over 100 cycles.
10. Extended operational temperature ranges are available.

MEMS 3D SWITCH MODULE - SX1

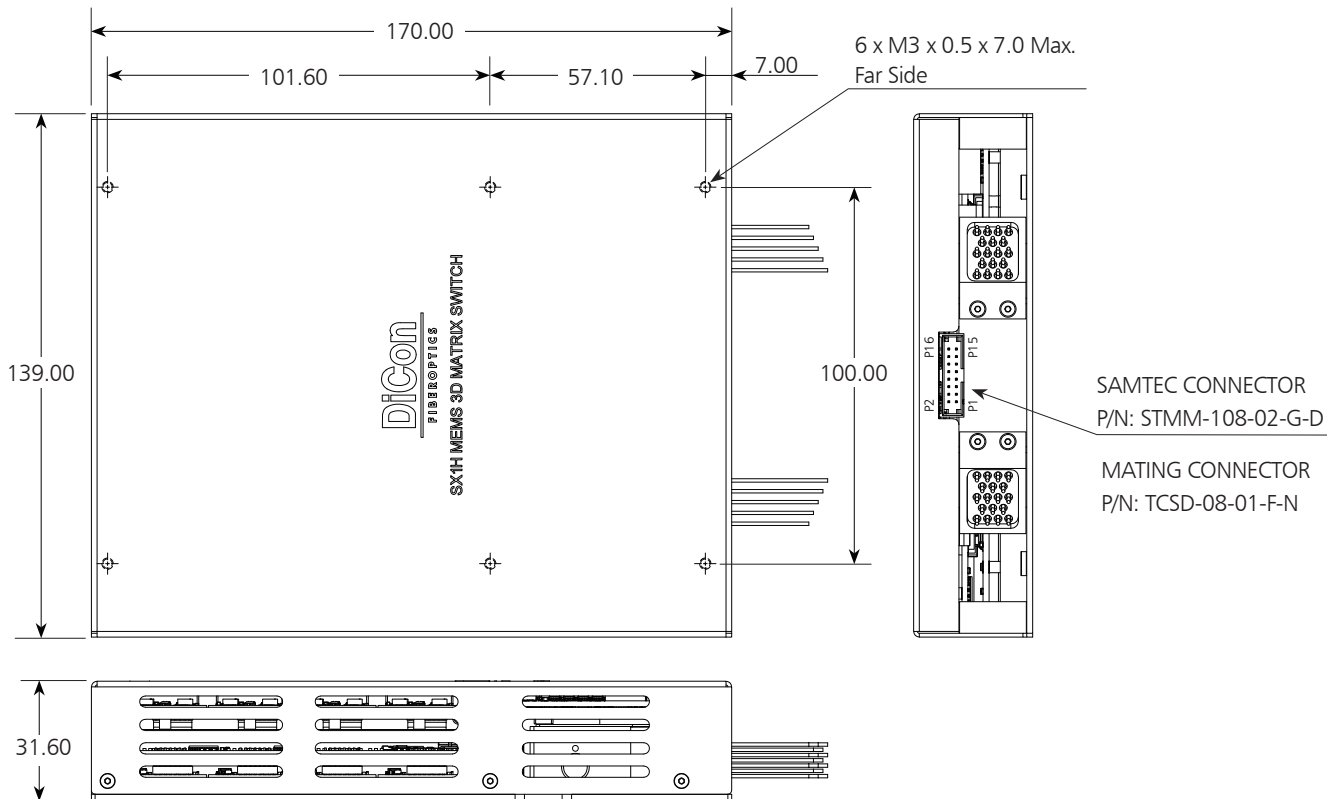
MECHANICAL SPECIFICATIONS

Dimensions in mm

SX1



SX1H



Please contact DiCon Fiberoptics to discuss any special requirements not defined above.

DiCon Fiberoptics, Inc. 0423B-230804

www.diconfiberoptics.com