

MODULE BREAKOUT BOARD



DiCon's **Module Breakout Board (MBB)** breaks out the control and power lines from the 16 pin Samtec connector on the optical module and routes them to their own corresponding connector. This allows the user to connect to the module using standard USB or RS232 interface connectors.

KIT INCLUDES

- Module Breakout Board
- AC Power Adapter (12V/6.6A, US Power Cord NEMA5-15P)
- 16 Pin Module Cable, 450 mm Long +/- 30 mm
- USB-C to USB-C Cable

ORDERING INFORMATION

MBB - PIP5 -

Use with Physical Interface Protocol

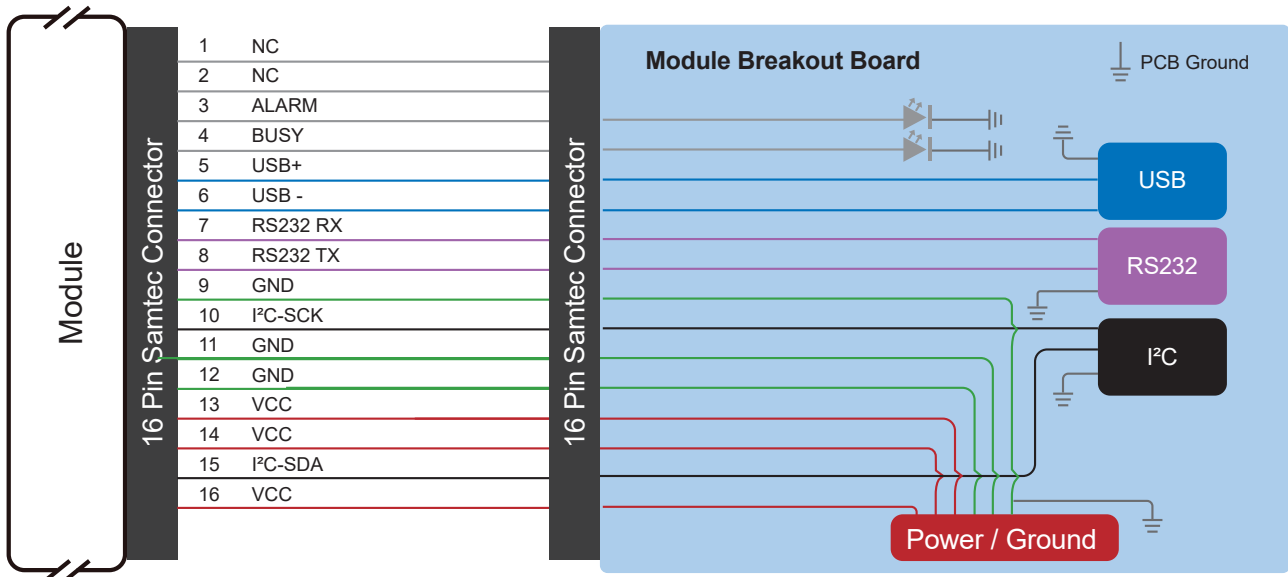
PIP5 Physical Interface Protocol Type 5.0

For legacy MS, MN & DPE modules use RS-232 Cable Kit.

Interface Types

UDI USB, RS232 & I²C

RS2 RS232 only



MODULE BREAKOUT BOARD

RS232 PINOUT

PIN NUMBER	DESCRIPTION
1	No Connection
2	Transmit Data
3	Receive Data
4	No Connection
5	Signal Ground
6	No Connection
7	No Connection
8	No Connection
9	No Connection

I²C PINOUT

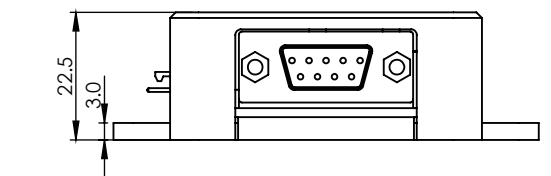
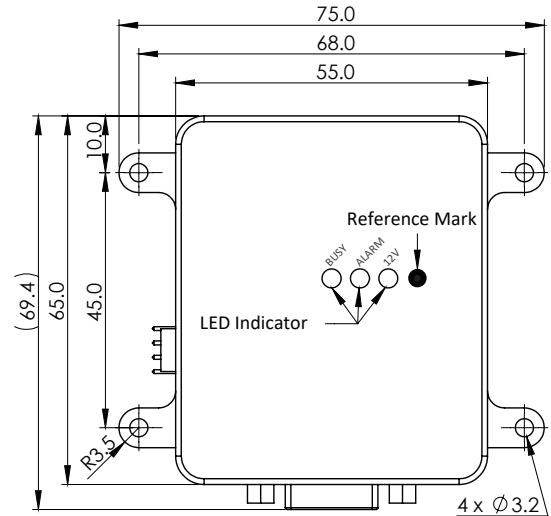
PIN NUMBER	DESCRIPTION
1	GND
2	SDA
3	SCL
4	N/A

ELECTRICAL SPECIFICATIONS

PARAMETER	RATING	
Control Interface Type	USB-C, RS232 & I ² C	
Connectors	USB	USB-C
	RS232	DB9 (female)
	I ² C	Molex 22-12-2044
	MBB	Samtec STMM-108-02-G-D
	DC Power	2 x 5.5 mm Power Jack
MBB Supply Voltage	12 VDC	
AC Adapter Input Voltage	100 to 240 VAC	

MECHANICAL DRAWING

Dimensions in mm



CONNECTORS

